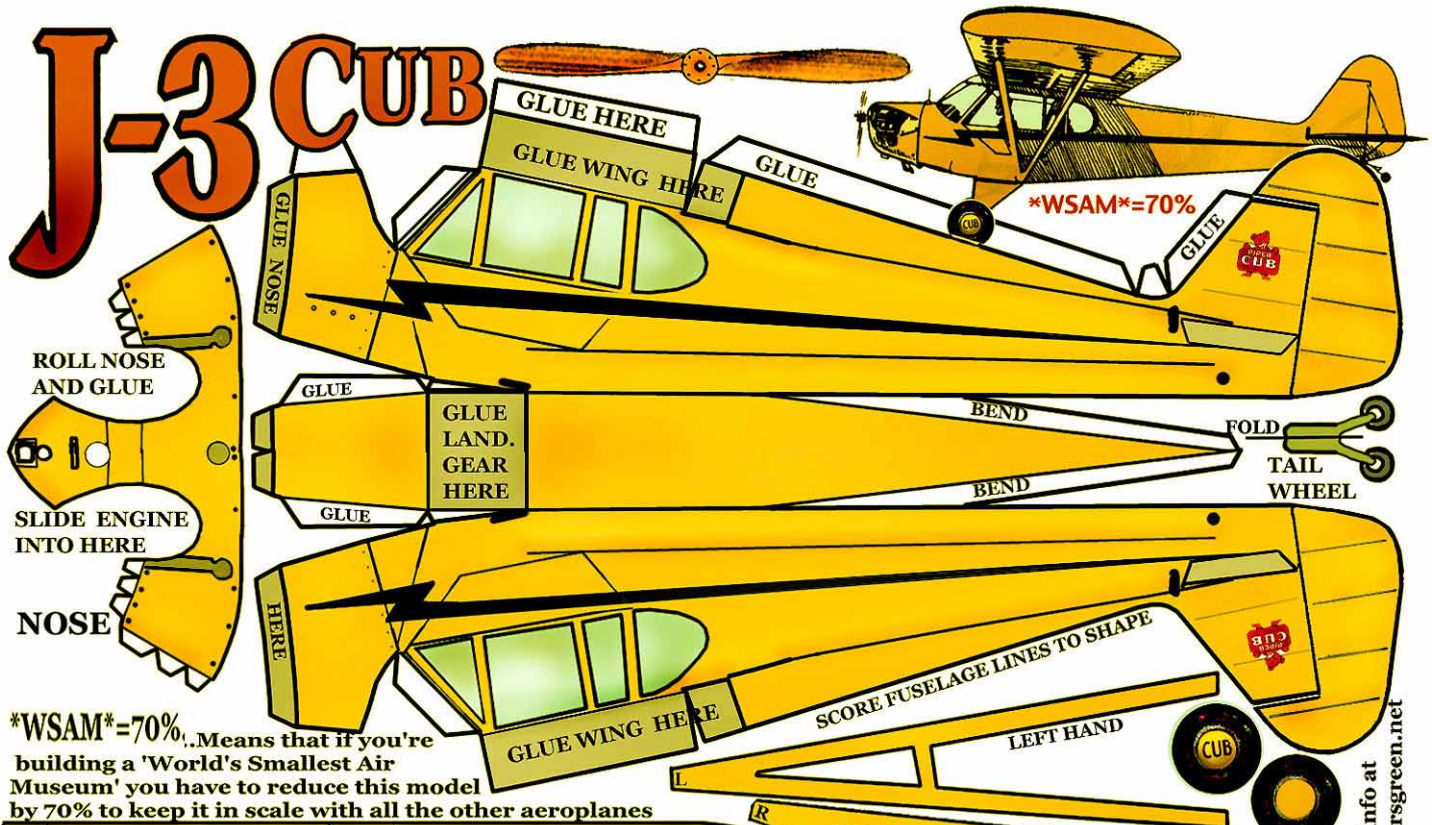
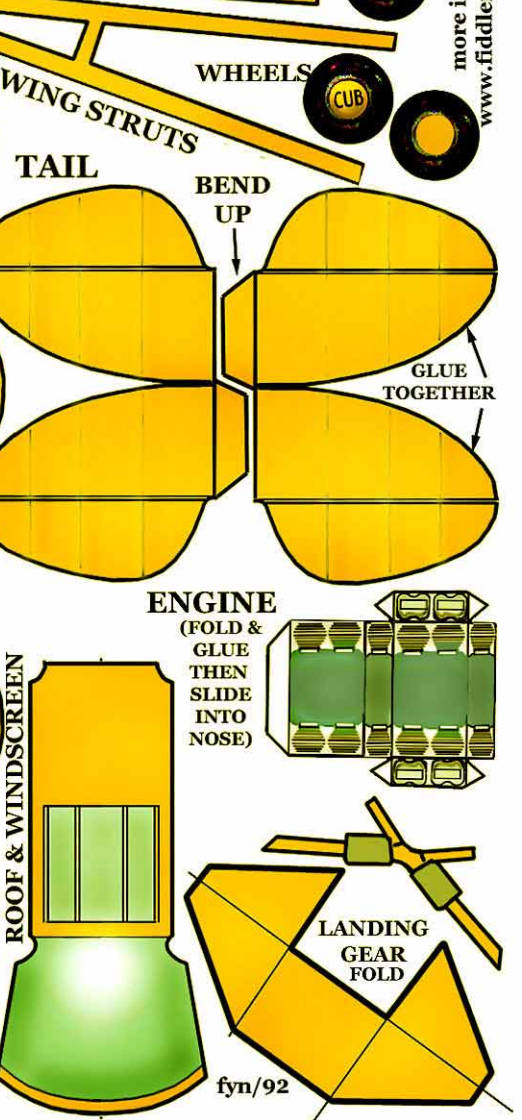
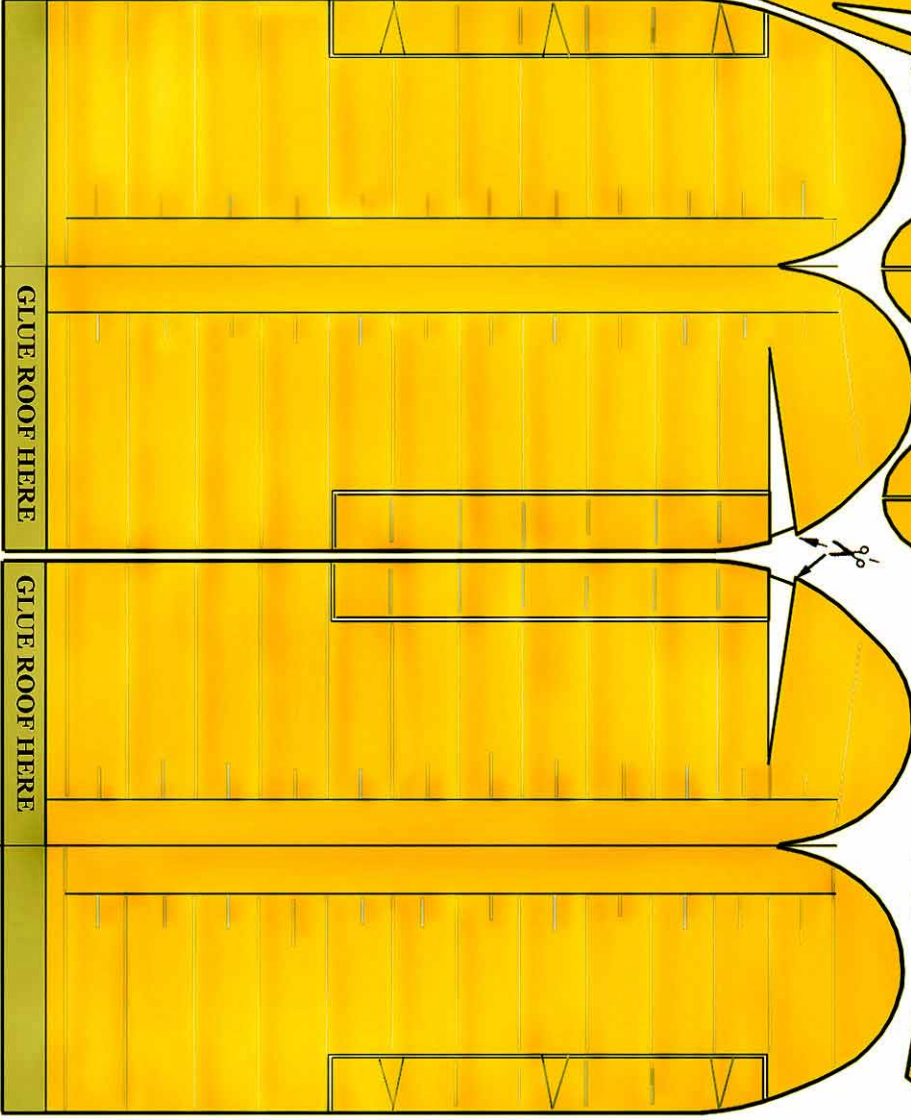


J-3 CUB



WSAM=70%..Means that if you're building a 'World's Smallest Air Museum' you have to reduce this model by 70% to keep it in scale with all the other aeroplanes

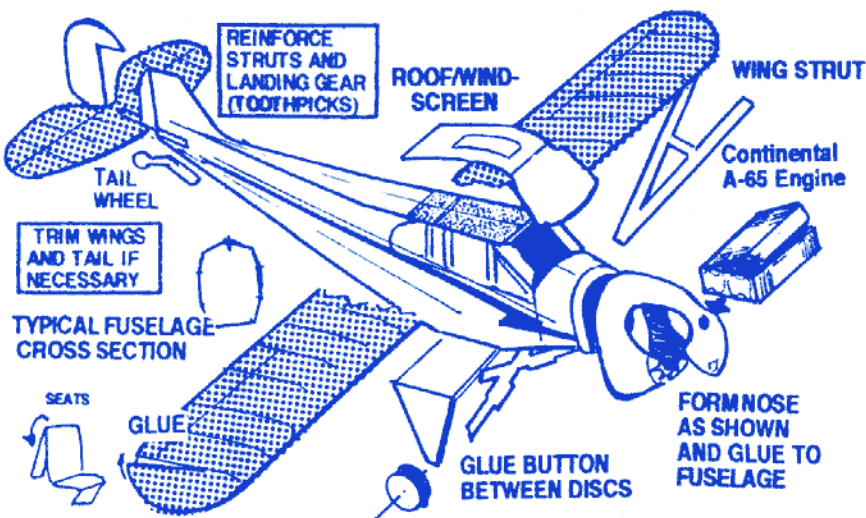


more info at www.fiddlersgreen.net

12345 67890

Before you build your Cub.....

If you want your model to have reg markings, photo copy these numbers twice at *same* size then cut and glue your own special number. RH wing upper surface-LH wing lower surface.



BE SURE TO SCORE ALL FINE LINES ON FUSELAGE THEN POP INTO POSITION (NOTE THAT TWO ARE CURVED SLIGHTLY)

This model has been redrawn and improved for the second printing of 3000 in April of 1996. The previous design (9000 printed) in 1988 has been retired and the plates destroyed.



Printed on Recycled Paper

WING SPAN: 35 ft 2 1/2 in
LENGTH: 22 ft 4 1/2 in
WEIGHT: 1,220 lb
SPEED: 87 mph
RANGE: 220 miles


PIPER AVIATION MUSEUM!!
Artifacts, memorabilia, dioramas and every-thing to do with Piper History. Also an Annual Fly-In Located at 362 East Water Street, Lock Haven, PA, 17745. 717-725-3796 (at the Piper Mun. Airport)

Museums ya just gotta see.....

These days the J-3 is finding an ever-increasing popularity among antique airplane buffs, as brand new Cubs are being constructed by homebuilders. Both an excellent trainer and great sport plane, the J3 Cub can be summed up as:
"simple, economical, and above all, fun".

A simpler flying machine has never been made and it's the basic plan for other Piper models right through to the Super Cub. It's unique in the fact that solo flying must be made from the rear seat. The door is split in half folding up against the wing, and down along the fuselage, getting out of the way completely. Production of the J-3 ended in 1947, with a grand total of 14,125 being built.

Possibly the most famous Cub of all was the J-3. Introduced in prewar 1938, it became the Army's L-4 'Grasshopper' during the war. At one time J3s were coming out the Lock Haven, Pennsylvania door at the rate of one every 10 minutes.



**Piper J-3
CUB**



Mr. U.K. c/o Gilkes the Printers
Sta. Approach, Banbury, Oxon
OX16 8AB No visitors please

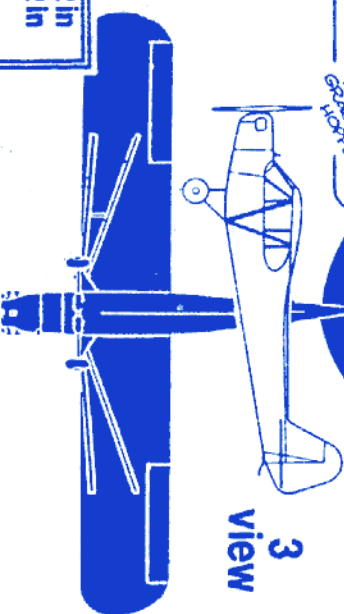
**FIDDLERS
GREEN**
1960 W. BAY ROAD, 1C2
CHANDLER, AZ 85224



ADDRESS



**PIPER
CUB**



FLYING INSTRUCTIONS

Glue approx. 1 mtr of thread over the centre of gravity of your model. Standing over aeroplane, gently lift off by rotating round. It might fly better turning the other way. Weight with small nail in nose if needed.